



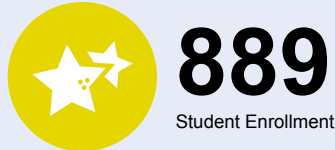
# OREGON AT-A-GLANCE DISTRICT PROFILE

## Lowell SD 71

SUPERINTENDENT: Johnie Matthews | 65 S Pioneer St, Lowell 97452 | 541-937-8405


2018-19

### Students We Serve




### DEMOGRAPHICS


#### American Indian/Alaska Native




#### Asian




#### Black/African American




#### Hispanic/Latino



#### Multiracial



#### Native Hawaiian/Pacific Islander



#### White



<5%

Ever English  
Learners



5

Languages  
Spoken

11%

Students  
with  
Disabilities

19%

Mobile  
Students

36%

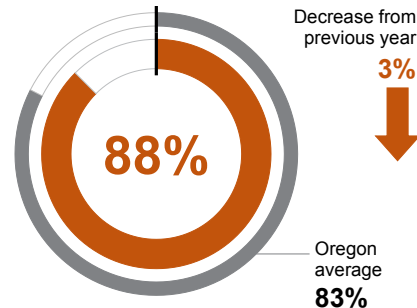
Free/  
Reduced  
Price Lunch

\*<10 students or data unavailable

### Start Strong

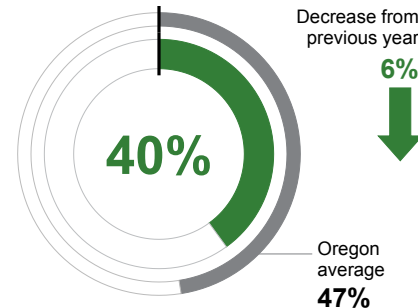
#### Grades K-2 REGULAR ATTENDERS

Students who attended more than 90% of their enrolled school days.



#### Grade 3 ENGLISH LANGUAGE ARTS

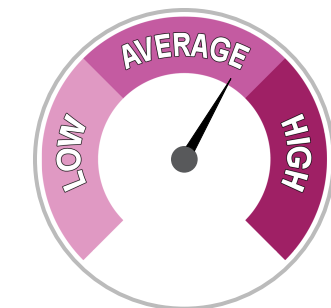
Students meeting state grade-level expectations.



### Academic Progress

#### Grades 3-8 INDIVIDUAL STUDENT PROGRESS

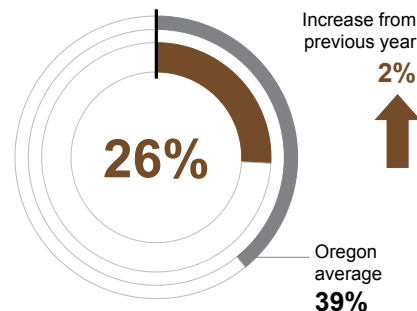
Year-to-year progress in English language arts and mathematics.



### High School Success

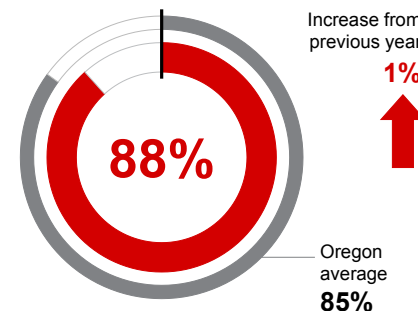
#### Grade 8 MATHEMATICS

Students meeting state grade-level expectations.



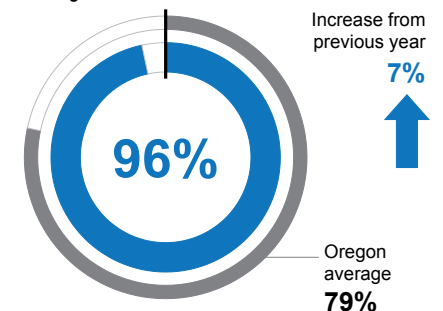
#### Grade 9 ON-TRACK TO GRADUATE

Students earning one-quarter of graduation credits in their 9th grade year.



#### Grade 12 ON-TIME GRADUATION

Students earning a diploma within four years. Cohort includes students who were first-time ninth graders in 2014-15.



### District Goals

Together with families and community, the Lowell School District provides each student a challenging, quality education, in a safe and supportive small school environment. We are committed to providing rigorous standards-based teaching and learning programs that are responsive to each student's needs. The district works to ensure that all students make measurable yearly academic progress and that diverse learning opportunities exist in and outside of the classroom. The Lowell School District staff inspires and encourages students to be creative and become good problem-solvers, leaders, and life-long learners.

### State Goals

The Oregon Department of Education is partnering with school districts and local communities to ensure a 90% on-time, four year graduation rate by 2025. To progress toward this goal, the state will prioritize efforts to improve attendance, provide a well-rounded education, invest in implementing culturally responsive practices, and promote continuous improvement to close opportunity and achievement gaps for historically and currently underserved students.



**OREGON**  
DEPARTMENT OF  
EDUCATION

*Oregon achieves... together!*

# OREGON AT-A-GLANCE DISTRICT PROFILE CONTINUED

## Lowell SD 71

SUPERINTENDENT: Johnie Matthews | 65 S Pioneer St, Lowell 97452 | 541-937-8405

2018-19

### Our Staff (rounded FTE)



**7**

Administrators



**39**

Teachers



**10**

Educational  
assistants



**1**

Counselors



**0**

Licensed  
Librarians



**0**

Psychologists



**65%**

% of licensed teachers  
with more than 3 years  
of experience

### Outcomes

#### Grades K-2 REGULAR ATTENDERS

American Indian/Alaska Native	<10 students or data unavailable	
Asian	<10 students or data unavailable	
Black/African American	<10 students or data unavailable	
Hispanic/Latino	87%	
Multiracial	92%	
Native Hawaiian/Pacific Islander	<10 students or data unavailable	
White	87%	
Free/Reduced Price Lunch	82%	
Ever English Learner	<10 students or data unavailable	
Students with Disabilities	>95%	
Migrant	<10 students or data unavailable	
Talented and Gifted	<10 students or data unavailable	
Female	87%	
Male	88%	
Non-Binary	<10 students or data unavailable	

#### Grade 8 MATHEMATICS

American Indian/Alaska Native	<10 students or data unavailable	
Asian	<10 students or data unavailable	
Black/African American	<10 students or data unavailable	
Hispanic/Latino	<10 students or data unavailable	
Multiracial	<10 students or data unavailable	
Native Hawaiian/Pacific Islander	<10 students or data unavailable	
White	21%	
Free/Reduced Price Lunch	15%	
Ever English Learner	<10 students or data unavailable	
Students with Disabilities	8%	
Migrant	<10 students or data unavailable	
Talented and Gifted	<10 students or data unavailable	
Female	24%	
Male	28%	
Non-Binary	<10 students or data unavailable	

#### Grade 3 ENGLISH LANGUAGE ARTS

<10 students or data unavailable	
<10 students or data unavailable	
<10 students or data unavailable	
<10 students or data unavailable	
<10 students or data unavailable	
<10 students or data unavailable	
42%	
34%	
<10 students or data unavailable	
<10 students or data unavailable	
<10 students or data unavailable	
44%	
36%	
<10 students or data unavailable	

#### Grade 9 ON-TRACK TO GRADUATE

<10 students or data unavailable	
<10 students or data unavailable	
<10 students or data unavailable	
<10 students or data unavailable	
<10 students or data unavailable	
<10 students or data unavailable	
88%	
88%	
<10 students or data unavailable	
<10 students or data unavailable	
<10 students or data unavailable	
<10 students or data unavailable	
85%	
90%	
Coming in 2019-20	

#### Grades 3-8 INDIVIDUAL STUDENT PROGRESS

<10 students or data unavailable	
<10 students or data unavailable	
<10 students or data unavailable	
Average	
Average	
<10 students or data unavailable	
Average	
Average	
<10 students or data unavailable	
Average	
<10 students or data unavailable	
<10 students or data unavailable	
High	
Average	
<10 students or data unavailable	

#### Grade 12 ON-TIME GRADUATION

100%	
100%	
<10 students or data unavailable	
100%	
100%	
<10 students or data unavailable	
96%	
95%	
Data not available	
100%	
<10 students or data unavailable	
<10 students or data unavailable	
100%	
92%	
Coming in 2019-20	